

You and me

LANGUAGE

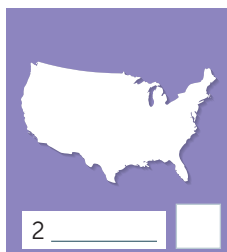
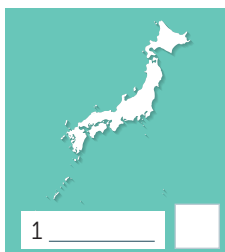
 the verb *be* ■ countries and nationalities ■ numbers 1–1,000

1A Meeting and greeting

1 What country are you from? Name three more countries near your country.

2 A Match the countries in the box with maps 1–6.

Colombia Germany Turkey the U.S. Brazil Japan



B 1.1 Listen. Write the letter of each speaker next to the correct map.

3 1.1 Listen again. Write the nationality of each country in exercise 2.

the U.S. – American

Go to Vocabulary practice: countries and nationalities, page 136

4 A In pairs, look at the pictures. Where do you think the people are from?

B Read the conversations in exercise 5 and match them with pictures a–c.



5 1.3 Listen and complete the conversations.

1
Emilia Hello. My name's Emilia and this is Sara.
Sabine Hi, ¹ _____ Sabine. Nice to meet you.
Emilia You, too. Where ² _____ from?
Sabine I'm from Germany. And you?
Emilia ³ _____ from Colombia, from Bogotá.
Sara I'm not! I'm from Cali.

2
Sam Oscar, this is Meiko.
⁴ _____ from Japan. And Meiko, this is Oscar.
⁵ _____ from Brazil.
Oscar Nice to meet you, Meiko.
Meiko You, too, Oscar.
Oscar How do you spell your name?
Meiko ⁶ _____ M-E-I-K-O.

3
Jo Hi, Ali. How are you?
Ali Good, thanks. And you?
Jo I'm fine. Where are Jean and Paola?
Ali They're not here. ⁷ _____ at the conference center.
Jo What about Andreas?
Ali ⁸ _____ here. His train's late.

- 6 Choose the correct forms of *be*. Use the conversations in exercise 5 to help you. Then read the Grammar box.

'm not 's 're not 'm 're 's not

- | | |
|-------------------------------|-----------------------------------|
| 1 I am = _____ | 4 I am not = _____ |
| 2 You / We / They are = _____ | 5 You / We / They are not = _____ |
| 3 He / She is = _____ | 6 He / She is not = _____ |



Grammar the verb *be*

Affirmative:

I'm from Italy. She's Japanese. We're German.

Negative:

I'm not from Spain. He's not/He isn't here. They're not/They aren't American.

Questions and short answers:

Are you from Spain? Yes, I am. No, I'm not. Is Andreas here? Yes, he is. No, he's not/ he isn't.

Personal
Best

Go to Grammar practice: the verb *be*, page 112

- 7 A 1.5 **Pronunciation:** contractions of *be* Listen and repeat the contractions.

I'm you're he's she's it's we're they're

- B 1.6 Say the sentences. Listen, check, and repeat.

- | | |
|---------------------------------------|--------------------------------------|
| 1 I'm American and they're Brazilian. | 3 You're Peruvian and we're Turkish. |
| 2 He's Irish. | 4 She's from Russia. |

- 8 Complete the sentences with the correct form of *be*. Use contractions if possible.

- Pedro _____ Brazilian. He _____ from Recife.
- My parents _____ from Poland.
- Dublin _____ in the UK. It _____ in the Republic of Ireland.
- "_____ your name Carlos?" "No, it _____ Carlo."
- "_____ you from Mexico?" "No, I _____. I _____ from Peru."

- 9 In pairs, look at the pictures. What countries are the people from? What nationality are they?

A *This is ... He's American.* B *No, he's not. He's Canadian!*



Go to Communication practice: Student A page 158, Student B page 167

- 10 Write the words or numbers.

- | | |
|-----------------------------------|-------------------------------|
| 1 _____ twenty-five | 6 634 _____ |
| 2 36 _____ | 7 _____ two hundred and eight |
| 3 _____ a hundred and forty-three | 8 908 _____ |
| 4 364 _____ | 9 _____ a thousand |
| 5 _____ seventy-seven | 10 894 _____ |

Personal
Best

Go to Vocabulary practice: numbers 1–1,000, page 136

- 11 In pairs, introduce yourselves to each other. Say your age if you want to.

Hello. My name's ...

You, too.

I'm ...

I'm ... years old.

Nice to meet you.

Where are you from?

How old are you?

1B My summer blog

- 1 Do you like sports? What's your national sport? What sports do people usually do in the summer?



Skill approaching a text

Before you read a text, predict as much information as you can.

- Read the title of the text. Can you guess what it means?
- Are there any pictures? What people, places, and things can you see?
- Are there any headings for the different sections? What are the sections about?

- 2 Read the Skill box. In pairs, look at the title, headings, and pictures in the text. Answer the questions.

- 1 What type of text is it?
- 2 Who is the text about?

- 3 Where is she right now?
- 4 What is she doing there?

- 3 Read the text. Choose a title for each post.

- | | |
|----------|---------------------------|
| 1 Week 1 | a Time to go home |
| 2 Week 2 | b Learning English |
| 3 Week 3 | c My host family |
| 4 Week 4 | d Enjoying the tournament |

- 4 Read the text again and answer the questions.

- | | |
|---|---|
| 1 What is Maria's nationality? | 5 Where is Maria's English teacher from? |
| 2 Where are Helen and Alex from? | 6 Where are the teams in the tournament from? |
| 3 What are Maria's favorite places in London? | 7 When are the games? |
| 4 Who is Hitoshi? | |

- 5 Find words in the text to match to the pictures.



1 h _____ f _____



2 c _____



3 t _____



4 g _____



5 c _____



Text builder simple statements with *be*

Simple statements with *be* have this pattern: **subject** + **verb** + **complement**:

This is my blog.

The teams are from Spain, Brazil, Portugal, Poland, Russia, England, Mexico, and Japan.

- 6 Read the Text builder and look at the Week 1 post in the text again. Draw a **box** around the subjects, **circle** the forms of *be*, and **underline** the complements.

- 7 In pairs, think of a sport you love. Tell your partner about it.

I love ... It's really ...

María Gómez

My month in London



Hello! I'm María Gómez. I'm 21 years old, and I'm from Cádiz in Spain. I'm a student, and I love soccer! Right now, I'm in the U.K. I'm at a language school to learn English, but I'm also here for an international soccer tournament for students! This is my blog about my month in London.



Week 1

This is my host family. They're very nice. Helen's English and Alex is Scottish, and their children are named Jenny and Jacob. Jenny's fourteen and Jacob's twelve. Sometimes I play soccer in the park with Jenny and Jacob, and sometimes we all go for a walk in the center of London. It's a really interesting city. My favorite places are Big Ben, Buckingham Palace, and Tower Bridge.



Week 2

This is my language school. There are lots of students from different countries, and we all speak English together. My classmates are really friendly. I always sit with Hitoshi. He's Japanese. Our English lessons are fun! Our teacher's name is Kerry, and she's from Australia.



Week 3

I'm at the soccer tournament now. The teams are from Spain, Brazil, Portugal, Poland, Russia, England, Scotland, and Japan. We train every morning. I think we're a good team because we're very fast. The games are in the evening. They're really exciting!



Week 4

We're the champions! 😊 I'm happy, but I'm also sad because it's the end of my month here. Goodbye, London! Until next time!



1C Is that a "man bag"?

- 1 In pairs, look at the pictures in the text below. Can you name the objects?
- 2 A Read the text. Do you think the objects in the list are from a handbag, a "man bag", or both?
- B ▶ 1.8 Listen to a radio program. Check (✓) the objects that you hear.

His bag or her bag?



Where do you put your things when you go out? If you're a woman, your things are probably in your handbag, but what about men? Today, 50% of men also have a bag – a "man bag." Is a "man bag" the same as a handbag? And what do men and women carry in their bags?

	HANDBAG	MAN BAG
keys	<input type="checkbox"/>	<input type="checkbox"/>
chewing gum	<input type="checkbox"/>	<input type="checkbox"/>
hairbrush	<input type="checkbox"/>	<input type="checkbox"/>
gloves	<input type="checkbox"/>	<input type="checkbox"/>
candy	<input type="checkbox"/>	<input type="checkbox"/>
tablet	<input type="checkbox"/>	<input type="checkbox"/>
umbrella	<input type="checkbox"/>	<input type="checkbox"/>
phone	<input type="checkbox"/>	<input type="checkbox"/>
wallet	<input type="checkbox"/>	<input type="checkbox"/>
change purse	<input type="checkbox"/>	<input type="checkbox"/>

Personal
Best

Go to Vocabulary practice: personal objects, page 137

- 3 ▶ 1.11 Listen to the start of the radio program again and choose the correct options.

Host Zoe's here with ¹ *she / her* handbag, and Harry's here with ² *he / his* "man bag."
What's in ³ *their / they* bags? Zoe, you first. What's in ⁴ *you / your* handbag?

Zoe Let's take a look. Here are ⁵ *I / my* keys and ⁶ *my / me* hairbrush.

- 4 A Look at exercise 3 again. Then read the Grammar box. Which possessive adjective is for things that belong to:

1 a man? _____ 2 a woman? _____ 3 more than one person? _____

B Are possessive adjectives the same or different with singular and plural nouns?

Grammar	possessive adjectives	
I	my	<i>my bag/bags</i>
you	your	<i>your umbrella/umbrellas</i>
he	his	<i>his pen/pens</i>
she	her	<i>her glove/gloves</i>
it	its	<i>its photo/photos</i>
we	our	<i>our key/keys</i>
they	their	<i>their tablet/tablets</i>

Go to Grammar practice: possessive adjectives, page 113

5 A  **1.13 Pronunciation: sentence stress** Listen and repeat the sentences. Underline the stressed words in each sentence.

- 1 What's in your handbag?
- 2 Here are my keys.
- 3 His sunglasses are on the table.
- 4 What's their phone number?

B  **1.14** Practice saying the sentences. Listen, check, and repeat.

- 1 Your tablet's new.
- 2 Where's my umbrella?
- 3 Here are our photos.
- 4 Her gloves are blue.

6 Complete the sentences with a subject pronoun or a possessive adjective.

- 1 My friends are Brazilian. _____'re from Rio de Janeiro.
- 2 **A** Where are _____ sunglasses?
B On your head!
- 3 _____'m Spanish. Here's _____ identity card.
- 4 _____ name's Ahmed. He's 32 years old.
- 5 They're from Italy. _____ names are Francesca and Marco.
- 6 This is George. _____'s from San Diego.
- 7 We're in the baggage area at the airport, but are _____ bags here?

7 Look at the sentences. Complete the rules about possession. Then read the Grammar box.

- 1 It's Carl's bag.
 - 2 It's my sister's phone.
 - 3 They're my friends' umbrellas.
- After a singular name (e.g., *Mary*), we add ____.
- After a singular noun (e.g., *girl*), we add ____.
- After a regular plural noun (e.g., *boys*), we add ____.



Grammar 's for possession


For a singular noun or name:
Mary's glasses are in her bag.

For a plural noun:
My parents' car is red.

Irregular plural nouns:
The children's toys are everywhere!

Personal
Best

Go to Grammar practice: 's for possession, page 113

8  **1.15** Look at the picture and listen to John and Mary. Match the possessions with the people in the box.

John Mary John's friends Mary's sister Carl

9 Choose the correct options to complete the sentences.

- 1 It's *Lucy's bag* / *Lucy bag*.
- 2 They're *Harry's* / *Harrys'* glasses.
- 3 I'm an English teacher. Here are all my *student's* / *students'* books.
- 4 It's my *friends'* / *friend's* phone. Look, this is his photo.
- 5 Here are the *mens'* / *men's* umbrellas.

Go to Communication practice:
Student A page 158, **Student B** page 167

10 A In groups of three to five, follow the instructions.

Student A: Close your eyes.

Other students: Put one of your possessions on the table.

Student A: Open your eyes. Guess whose things are on the table.

Is it Manuel's watch? Are they Maria's glasses?

B Repeat the activity. Take turns being Student A.





1D Where's my wallet?

1 Answer the questions below.

- 1 Look at the picture of a lost property office (Lost a Found) in London. What can you see?
- 2 What other things can you find in a Lost and Found
- 3 What things do you often lose?
- 4 What buildings usually have a Lost and Found?



2 A 1.16 Watch or listen to the first part of a webshow called *Learning Curve*. What object is missing?

B 1.16 Watch or listen again. Check (✓) the things that are in Kate's backpack.

- | | | | | | |
|--------|--------------------------|------------|--------------------------|-------------|--------------------------|
| keys | <input type="checkbox"/> | sunglasses | <input type="checkbox"/> | cookies | <input type="checkbox"/> |
| wallet | <input type="checkbox"/> | mirror | <input type="checkbox"/> | tissues | <input type="checkbox"/> |
| stamps | <input type="checkbox"/> | tablet | <input type="checkbox"/> | chewing gum | <input type="checkbox"/> |

3 1.17 Watch or listen to the second part of the show. Are the sentences true (T) or false (F)?

- 1 The assistant in the Lost and Found is named Harry. _____
- 2 Kate's personal information is already in the computer. _____
- 3 Kate loves James Bond. _____
- 4 Kate's phone is in the assistant's box. _____
- 5 Simon's phone is different from Kate's. _____



4 A In pairs, complete the questions in the conversation with the words in the box.

address mobile number e-mail address postcode number first name spel

Assistant Here's the lost property form. Time to fill it out. I'm ready. What's your ¹ _____?

Kate It's Kate.

Assistant K-A-T-E. What's your surname?

Kate Oh ... it's McRea.

Assistant How do you ² _____ that, please?

Kate M-C-R-E-A.

Assistant Thanks. And what's your ³ _____?

Kate It's missing.

Assistant Could you say that again, please?

Kate My cell phone is lost.

Assistant OK. Lost mobile. What's your ⁴ _____, please?

Kate It's 02079 46007.

Simon Isn't that your home phone number?

Kate Yes, he can call me at home!

Assistant Could you say that again, please?

Kate Yes, it's 02079 46007.

Assistant And what's your ⁵ _____, please?

Kate 222 Baker Street, Marylebone, London.

Assistant OK. What's your ⁶ _____?

Kate NW1 5RT.

Assistant Do you have an ⁷ _____?

Kate Yes, it's k.mcrea_007@gmail.com.

B 1.17 Watch or listen again to check.


Conversation builder
asking for and giving personal information
Asking for information:

*What's your first name/last name
(surname)/address/cell-phone
number/home phone number/
postal code?*

Do you have an e-mail address?

How do you spell that, please?

Saying your phone number:

*02079 46007 – oh two oh seven
nine four six oh oh seven*

Saying your email address:

*k.mcrea_007@gmail.com – k dot
mcrea underscore oh oh seven at
g mail dot com*

5 Read the Conversation builder. Answer the questions in pairs.

- How do you say "0" and "44" in a phone number?
- How do you say "@", "_", and ".com" in an e-mail address?

6 1.17 Read the sentences. Then watch or listen again. Choose the correct options to complete the sentences.

- The assistant asks Kate to spell her *first name* / *last name* / *address*.
- He asks her to say her *cell-phone number* / *e-mail address* / *home phone number* again.


Skill asking for clarification

When you don't understand something, ask the speaker for help:

- Ask him/her to say the sentence again or to spell the word.
- Use **Sorry, could you ...** and **please** to be polite:
Sorry, could you say that again, please? *How do you spell that, please?*
- Use polite intonation: *Sorry, could you say that again, please?*

7 1.18 Read the Skill box. Listen and repeat the questions when you hear the beeps. Copy the intonation.

8 1.19 Listen to three conversations in a school Lost and Found. For what information does the assistant ask for clarification?

Conversation 1 *address / postal code / e-mail address*

Conversation 2 *home phone number / cell-phone number / postal code*

Conversation 3 *first name / last name / first name and last name*

Go to Communication practice: Student A page 158, Student B page 167

9 A PREPARE You lose an important personal object. Look at the Conversation builder again. Think about your answers to the questions.

B PRACTICE You are at the Lost and Found. In pairs, take turns asking and answering questions and complete the form for your partner. Ask for clarification to check the information is correct.

First name	E-mail address
Last name	Cell-phone number
Address	Home phone number
Postal code	

C PERSONAL BEST Exchange with your partner. Read his/her work and correct any mistakes. How could you improve it?