

Indoors and Outdoors!



© Richmond Publishing
This free sample content
is for teacher review only
and may not be copied or scanned



1 Unscramble and number the pictures.

1. ainhgv icscipn

2. inigsehtseg

3. saingbokrdate

4. atknig klwsa

5. ineradg

6. ogngi ot arpesti

7. alypngi radob easgm

8. ihagnctt

9. ownwid-pispngho

10. bimcngli



▶ Listen and check your answers. 1

COOL Language

2 Listen and follow along. 2

Do you like reading?

Yes, I love it!

Do you like climbing?

No, I don't like it at all.

Do you like skateboarding?

Yes, I like it very much.



▶ Act out similar dialogues. Use actions from Activity 1.

3 Listen and write *T* for Tricia, *P* for Peter, or *B* for both. 

Who...

speaks Spanish? _____

has brown eyes? _____

speaks French? _____

reads every day? _____

plays soccer on Sundays? _____

doesn't have a pet? _____




► Write sentences using the prompts.


1.  / French Peter doesn't speak French.

2.   / soccer _____

3.  / books _____

4.  / a pet _____

5.  / Spanish _____

6.  / brown eyes _____

4 Use these expressions to write questions in your notebook.

have a pet

play board games

go to parties

speak French

exercise

read regularly

Student A: Do you like playing board games?

► Interview some friends.



1 Look and correct the statements.



1. The hippo is playing soccer with the monkey. _____
2. The cat is skateboarding. _____
3. The dog and the tiger are taking a walk. _____
4. The tiger is sightseeing. _____

► Test your memory. Ask questions about the picture.

Student A: What is the monkey doing?

Student B: He's playing a board game.

2 Answer the questions.



Is he eating an apple?




Are they drawing?



Is she sleeping?

3 Play the *Guessing Game* using only negative sentences.



Student A: He isn't dancing. He isn't talking.

Student B: It's Peter.

4 Tell a friend what Peter does and doesn't do before going to a party.


- | | |
|--------------------|--------------------|
| ✓ make snacks | ✗ do homework |
| ✓ iron his clothes | ✗ clean his shoes |
| ✓ watch TV | ✗ wash his clothes |
| ✓ take a shower | ✗ eat a lot |
| ✓ brush his teeth | ✗ read a book |

Student A: He makes snacks.
He doesn't eat a lot.

► Do you do the same things? Tell some friends.

1 Circle the items you can use for sightseeing.



▶ Read the text and underline four items from Activity 1.  4

Sightseeing Around the City
By Karla Smith, Class 6C

I live in Mexico City. My family and I usually go sightseeing on weekends. We really enjoy the downtown and its buildings. We usually visit museums, but sometimes we take a walk and admire the architecture. Sometimes we get on a city tour bus. We don't go downtown by car because we can see the beautiful buildings better when we walk. I always put a bottle of water, a camera, and sunglasses in my backpack. Do you like going sightseeing where you live?



▶ Read and write *true*, *false*, or *doesn't say*.

1. There are six people in the family.
2. The family likes downtown Mexico City.
3. They never visit museums.
4. They don't like to take the city tour bus.
5. Karla carries a camera in her backpack.
6. Sometimes they go downtown by subway.

doesn't say

2 Read the e-mail and answer the questions.


https://www.cmail.com

From: greg@coolkids.com
To: superkid@coolkids.com
Subject: Hi there!
Photo1.jpg

Hi, Max!

What's up? Are you enjoying your vacation? I'm spending a week at the beach with my cousins. They're all in the photo. In the morning, we go skateboarding or swimming. Then we usually watch a movie. We love reading comics before we go to bed. We're really busy. I don't have time for chatting online, but I'm having a great time.

Take care,
Greg



1. Who writes the e-mail? _____
2. Where is Greg? _____
3. What does he do in the morning? _____
4. Does he have time to chat online? _____
5. Is he having a good time? _____

► Underline the parts of the e-mail with different colors.

recipient's address

sender's address

subject

greeting

body

closing

sender's name

► Imagine that you are Max and answer the questions.

1. Where are you? _____
2. Who is with you? _____
3. What activities do you do in the morning? _____
4. What do you usually do in the afternoon? _____
5. Are you having a good time? _____

► Write a reply in your notebook. Check that your message has all the parts of an e-mail.

1 Mark (✓) your information.

	 hate	 don't like	 like	 love
 eating vegetables				
 using the computer				
 playing video games				
 reading books				
 riding bikes				
 going sightseeing				

It's important to respect others' likes and dislikes.



- ▶ Mark two friends' answers in different colors.
- ▶ Do your friends have similar likes and dislikes? Tell the class.

2 Make a Free Time Activity Brochure.

You need

- old magazines
- colored paper
- colored pencils or markers

Instructions

1. Choose a free time activity you like.
2. Use the magazines to cut out pictures related to your activity.
3. In your notebook, answer these questions to plan the text of your brochure:
 - What do you need in order to do this activity? Who can participate? Where can you do it? When is the best time to do it?
4. Glue the cutouts onto the paper and add the text you prepared.
5. Decorate your brochure.
6. Tell your classmates about your free time activity.



3 Talk about your best friend. Use these questions as a guide.

What can he / she do? What do you like doing together? What does he / she like?
Where does he / she live? What's his / her favorite food? Does he / she exercise?

4 Listen and number the photos.  ⁵



▶ Listen again and underline the correct option.  ⁵

1. Oscar speaks Spanish and *English* / *Italian*.
2. He exercises every *Saturday* / *Sunday*.
3. Carlo and Giovanna really like *music* / *French*.
4. They like *going to parties* / *having picnics*.
5. Helen belongs to a *baseball* / *basketball* team.
6. She likes *window-shopping* / *reading* after the game.



5 Underline the free time activities and choose your favorite.


Free Time

Free time is great!
Catch the bus at the station,
Go lie on the beach,
And have a long vacation!
Free time is fun!
Go to your favorite store,

Go for a pizza,
Go bowling, skating, or more!
Free time is cool!
You can stay home, rest, and sleep,
Watch lots of TV,
Read a book, and drink iced tea!



▶ Share your favorite activities with your friends.

▶ Sing "Free Time."  ⁶

1 Play *Tic Tac Toe* with a friend.

1

Answer the question:
What are they doing?



2

Name 3 items you
can use when you
go sightseeing.

3

Answer the
question:
Do you like
playing board
games?

4

Unscramble
the activity:
titgnach.

5

Spell the activity:



6

Ask a question for
this answer: No, I
don't like it at all.

7

Answer the
question: What
time do you wake
up every day?

8

Complete the
sentence:
I love...

9

Answer the
question: What
are they doing?



► Play with a different friend.

1

Answer the
question: Where
do you live?

2

Say a sentence
using the word
climbing.

3

Ask a question for this
answer: Yes, I love it!

4

Ask a question
for this answer:
I have lunch at
12 o'clock.

5

Answer the
question: What
do you do on
Saturdays?

6

Unscramble the
activity: sihngtsgeie.

7

Name something
you need when
you go to a party.

8

Ask the question
for this answer:
No, I don't like it.

9

Answer the question:
Do you read before
you go to bed?

► Make a similar *Tic Tac Toe* grid with a friend. ► Exchange grids with some friends and play.

2 Label the free time activities.



3 Complete the dialogues.

Do you like skateboarding?



Does he like swimming?




4 Read the sentences and color the corresponding circles.

I can name ten free time activities.

I can express my likes and dislikes.

I can use the present simple and the present continuous.

I can write an e-mail.



Be a cool reader. You can stop and reread a passage to understand it better.



Super! You've finished Unit 1!



COOL
Tip!