Hello, COOL-1!

© Richmond Publishing
This free sample content is for teacher review only and may not be copied or sold.

© Richmond Publishing
This sample content is for teacher review only and may not be copied or sold.

1 Follow the lines and trace the phrases.

1. a glue stick

2. a pen

3. a crayon

4. an eraser

5. a desk

6. a ruler

7. a sharpener

8. a board

9. a notebook



10. a schoolbag

© Richmond Publishing
This free sample content is for teacher review only and may not be copied or sold.

▸ Listen and repeat the phrases. 1

COOL Language

2 Listen and follow along. 2

▸ Role-play the dialogue.

3 Listen and point to the objects. 3



COOL Grammar

Verb to be

- What is it?
  It's a ruler.

▸ **Choose three objects and role-play the dialogue.**

4 Match the questions with the answers.

1. What is it?
2. What is it?
3. What is it?
4. What is it?

It's an umbrella.

It's a pencil.

It's a book.

It's an elephant.

▸ **Trace the sentences.**

© Richmond Publishing
This free sample content is for teacher review only and may not be copied or sold.

1 Listen and follow along. 4





▸ **Choose a picture and role-play the dialogue with a friend.**

COOL Grammar

Verb *to be*

- Is it an apple?
  No, it isn't.
- Is it a notebook?
  Yes, it is.

2 Answer the questions.

1. Is it a ruler?
   Yes, it is.

2. Is it a pen? _____

3. Is it a notebook? _____

4. Is it a sharpener? _____

© Richmond Publishing
This free sample content is for teacher evaluation only and may not be copied or sold.

3 Read the dialogues and draw the objects.

1. A: Is it a pen?
   B: No, it isn't.
   A: Is it a sharpener?
   B: Yes, it is.

2. A: Is it a glue stick?
   B: No, it isn't.
   A: Is it a lunch box?
   B: Yes, it is.

4 Trace the objects and complete the dialogues.

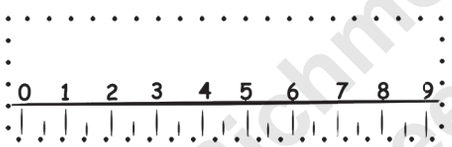

1. A: Is it a pen?
   B: No, _____.
   A: Is it _____?
   B: _____

2. A: _____ _____ a cat?
   B: No, _____ _____.
   A: Is it _____?
   B: _____

5 Make a *Back to School Card*.

You need
- construction paper

Instructions
1. Draw eight school objects in a classroom.
2. Fold the paper.
3. Draw your school.

© Richmond Publishing
This free sample content is for teacher review only and may not be copied or sold.

1 Listen and number the speech bubbles.

1. Hi!

2. Good morning.

3. I'm fine, thanks.

2 Read and match the children with the phrases.

Salut.

Ni hao.

Hola.

Ciao.

This material is the copyright of the original publisher. Unauthorised copying and distribution is prohibited. Sample content for free sample review only. Not for reproduction or sale. Copied or sold.

3 Answer the questions.

1. What's your name? _____

2. What's your teacher's name? _____

4 Listen and follow the story. 6



© Richmond Publishing
This is a sample content
Use for teacher review only
and may not be copied or sold

Read and match the sentences with the pictures.

My name's Benji.

My name's COOL-1.

My name's Laura.

1 Ask and answer questions about the objects.

Student A: What's this?
Student B: It's a schoolbag.

2 Listen and circle the answers. 7

1
Yes, it is.
No, it isn't.

2
Yes, it is.
No, it isn't.

3
Yes, it is.
No, it isn't.

4
Yes, it is.
No, it isn't.

▸ Listen and check your answers. 8

© KHAI TRI EDUCATION
This file is for teachers and may not be reproduced

3 Listen and complete the song. 9

Fred Benji Jessica Anna

The Name Game

Benji is my name,
And COOL-I is my pet.
_____ is my friend.
Now, tell me your name.

What's your name?
What's your name?
Is it _____, John, or
_____?

What's your name?
What's your name?
It's so cool to play this game!

▸ **Sing "The Name Game."** 10

4 Play *The Drawing Game*.

1 Draw a school object.

Is it a sharpener?

_____

2 Listen to your friend and draw.

Is it a glue stick?

_____

▸ **Answer the questions.**

© Richmond Publishing
This free sample content is for teacher review only and may not be copied or sold.

1 Play *Let's Go to School!*

© Richmond Publishing
This free sample content is for teacher review only
and may not be reproduced or sold

2 Complete the questions and answers.

1. What _____ it?

   _____ a robot.

2. _____ is _____?

   It's _____.

3. _____

   _____

3 Unscramble and answer the questions.

1. it / a / sharpener / ? / Is

   _____ _____

2. schoolbag / ? / a / Is / it

   _____ _____

4 Read the sentences and color the corresponding circles.

I can name ten school objects.

I can greet others.

I can ask and answer questions with *What is it*?

Be a cool learner. Ask someone to dictate vocabulary words for you to draw the pictures.

Good job! You've finished Unit 1.

COOL Tip!

©Richmond Publishing This free sample content is for teacher review only and may not be copied or sold.