

# We CAN DO it!

**We Can Do It!** is an innovative six-level course that takes learners from elementary to pre-intermediate level. It emphasizes the functional and communicative aspects of the language and motivates students by encouraging self-evaluation and by highlighting what they can do with the language they are learning.

## Language focus:

- ★ It takes an action-oriented approach concerned with learning language in order to achieve real world outcomes. (Activity cycles)
- ★ Special attention is paid to the cultural aspects implicit in language learning through the stories that highlight the aspects of the culture of the English-speaking world.
- ★ It offers special optional sections with additional practise suitable for KET and Trinity exams.

## Learner's Autonomy focus:



- ★ It provides varied instances of self-activities sections and evaluation to foster student's autonomy and a sense of achievement, contributing to their motivation and self-esteem.
- ★ It encourages and develops learner autonomy through the use of learning skills.

## International Examination focus

- ★ It takes the "Can do" statements of the Common European Framework of Reference for Languages (CEFR) and focuses its action-oriented approach on the descriptors for levels A1 and A2.
- ★ It provides special sections with additional practise suitable for KET and Trinity exams. These sections include activities in the format of the written papers of the exams mentioned above and can therefore help students become familiar with the exams, from the contents presented in the textbook.

Every level begins with an introductory unit (Unit 0), designed to introduce the class to the work they will be asked to do, in a way that will allow them to cooperate actively.

**We can do it!** provides some activities identified with a Portfolio icon which suggests that these activities can be stored as projects to build up the student's own portfolio.



6

Levels

2-4

Hours a week

- ★ **Teacher's Guide:** with step-by-step teaching instructions. It offers carefully developed lesson plans with specific objectives for every activity and teaching tips that will ensure well-balanced classes.
- ★ **Teacher's Resource CD-ROM:** with the recordings of the songs and listening extracts for the tests and the PDF files of all the tests and worksheets.



- ★ **An integrated Student's Book:** divided into three sections:
  - Student's Book:** with an Introductory 0 unit; 2 Three-unit modules (6 units); 2 My culture dossier sections; 2 Self check sections; 1 Vocabulary list; 1 Irregular Verbs table; 1 Pronunciation table and 1 Word families section.

**Grammar Summary:** section with explanations and easy-to-understand examples followed by grammar activities for consolidation and extension work.

**Practice Book:** that includes 1 Introductory 0 unit; 2 Three-unit modules (6 units); 2 My culture dossier sections; and 2 KET & Trinity sections.

**Audio CD:** contains the Student's book audio material.



# Self check

Can you remember these words?

/25

**1 Complete the questions and answer them. (1mark)**

- a ..... is your surname?  
.....
- b ..... do you spell that?  
.....
- c ..... old are you?  
.....
- d ..... are you from?  
.....
- e ..... is your e-mail address?  
.....

**2 Write the correct nationalities. (1mark)**

- a Jean is from Paris. She is .....
- b Mike is from Sydney. He is .....
- c Juan is from Madrid. He is .....
- d Sarah is from London. She is .....
- e Luigi is from Rome. He is .....

**3 Match the people to the descriptions. (1mark)**

- a my grandmother      1 my father's brother
- b my aunt                2 my cousin's mother
- c my uncle               3 my father's mother
- d my niece               4 my sister's daughter
- e my grandson          5 my son's son

**4 Look at the map and complete the sentences. (1mark)**

- a There are three .....
- b There's a big ..... next to the funfair.
- c There are two big .....
- d I play tennis at the .....
- e I go surfing at the .....



**5 Write the people's jobs. (1mark)**

- a David Beckham .....
- b Jennifer Aniston .....
- c Claudia Schiffer .....
- d Bono .....
- e Tom Hanks .....

Can you use this grammar?

/35

**1 Complete the dialogue with the correct forms of to be. (1mark)**

- A: (a) ..... you famous?  
 B: No, I (b) ....., but my brother (c) ..... a famous football player.  
 A: (d) ..... you Italian?  
 B: No, we (e) ..... We (f) ..... Brazilian.  
 A: (g) ..... he a Juventus player?  
 B: No, he (h) ..... an AC Milan player.  
 A: Really? They (i) ..... my favourite team.  
 What (j) ..... your brother's name?

**2 Does 's mean is or possessive? (1mark)**

	a	b	c	d	e
Possessive 's					
is					

- a My brother's a singer.
- b I'm Bart Simpson's father.
- c My name's Homer.
- d My brother's car is red.
- e Where's the beach?

**3 Unscramble the questions. (1mark)**

- a the / computer / is / Where / ?  
 b How / lamps / are / there / many / ?  
 c the / chairs / are / Where / ?  
 d the / cat / under / bed / Is / the / ?  
 e Emily / got / mirror / Has / a / ?

**4 Now look at the picture and answer the questions from Activity 3. (1mark)****5 Choose the best words (A, B or C) for each space. (1mark)**

- 1 I have a got a brother. .... name is Tim.  
 A Her      B His      C Their
- 2 My uncle and auntie live in Milan. .... house is very big.  
 A Our      B There      C Their
- 3 My sister and I love films. .... favourite actor is Johnny Depp.  
 A Our      B His      C Their
- 4 My brother ..... an American pen pal.  
 A have got      B is      C has got
- 5 My mother's from Dublin. .... is Irish.  
 A She      B We      C Her
- 6 This is Paulo. He ..... from Brazil.  
 A is      B are      C be
- 7 My father ..... tall and thin.  
 A has      B has got      C is
- 8 My sister and I ..... brown eyes.  
 A are      B have got      C has
- 9 ..... your sister's name?  
 A Who's      B What's      C What
- 10 How many cousins ..... you got?  
 A do      B has      C have

**Can you interact in English?****1 Read the letter and answer the questions. (1mark)**

- a Where is Dimitri from?  
 b What is next to Dimitri's house?  
 c What is his favourite sport?  
 d Has Dimitri got blue eyes?  
 e Has Dimitri got a brother or a sister?

**2 Now write a reply. Tell Dimitri about your family and your favourite sport. (5 marks)**

Hi!

My name .....

.....

.....

.....



/10

Hi!

My name is Dimitri. I am from Athens in Greece. There is a big sports centre next to my house. I love volleyball. What's your favourite sport?

This is a picture of my family. My father is a writer and my mother is a teacher. I have got short black hair and green eyes. My sister's name is Maria. She is ten years old. She has got long black hair. Have you got a brother or a sister?

Write soon,

Dimitri

Total: \_\_\_\_\_/70

0-34 😊

35-49 😊

50-70 😊

# My friends and family

## Objectives

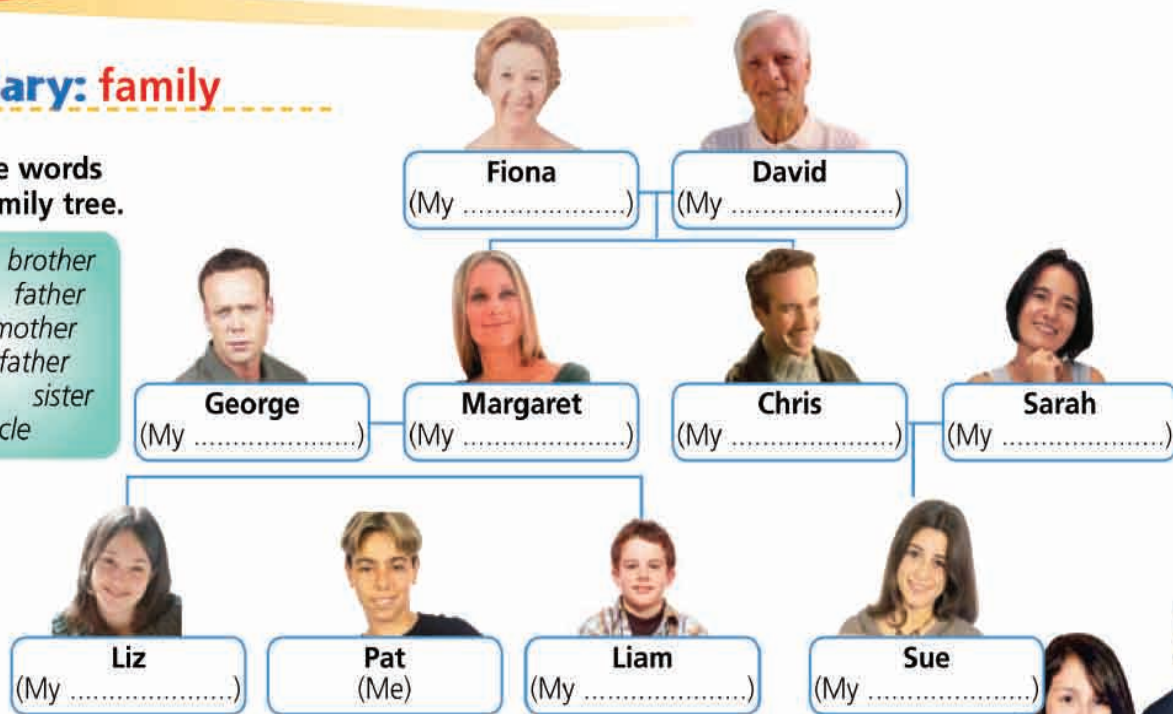
Family  
Possessive 's  
Numbers 21-100  
have got

Can you talk about your family?

## Vocabulary: family

1 Write the words in the family tree.

aunt brother  
cousin father  
grandmother  
grandfather  
mother sister  
uncle



## Listen and read



2 Read and write the speakers' names. Then, listen and check.

- A: Hi. I'm ..... I have got one brother and one sister. My brother's name is Pat and my sister's name is Liz.
- B: My name's ..... I have got two children. My son's name is Chris and my daughter's name is Margaret. I've also got four beautiful grandchildren.
- C: Hello. I'm ..... I have got one daughter. Her name's Sue. I have also got one niece, Liz, and two nephews, Pat and Liam.

## Grammar in use: possessive 's

3 Look at the family tree and complete the sentences.

- a David: I'm ..... husband.
- b Liam: I'm ..... cousin.
- c Sue: My ..... name is George.
- d Pat: My ..... name is David.
- e Sarah: I'm ..... mother.

## Grammar Box

My brother's name is Pat.  
(The name of my brother is Pat.)

Circle the correct option.

- We use 's/s to express possession.
- We name the person before / after the possession.