



**Awesome** is a new three-level course for secondary school students from an elementary level to an intermediate level. It promotes proficiency in using technology as a learning tool. It takes the best from Communicative Language Teaching and features elements of the Lexical Approach, Task and Content Based - Learning, and Integrated Skills teaching.

### Language focus:


- ★ It integrates grammar, vocabulary, functions, skills, pronunciation and study strategies in a multi-layered syllabus.
- ★ It contains a magazine with fun activities and original texts about relevant topics for teens.
- ★ It features projects to consolidate and reinforce learning.
- ★ It encourages students to discover new grammar in texts and formulate rules about its use.
- ★ It enables students to communicate in varied situations.
- ★ It teaches students to use online resources such as dictionaries, thesauruses and search engines.

### Learner's Autonomy focus:

- ★ It presents 21<sup>st</sup> century learning skills that foster learner autonomy and promote development of IT literacy.
- ★ It utilizes 21<sup>st</sup> century text types such as e-mails, text messages, online chats and Internet forums.

### International Examination focus

- ★ It has been created according to the international standards proposed by the CEFR and takes students to an Intermediate level (PET).



**3**

Levels

**6-up**

Hours a week

- ★ **Teacher's Guide:** with step-by-step teaching notes, which offer carefully developed lesson plans that will ensure well-balanced classes. It also includes cultural notes and universal values to promote understanding and tolerance.
- ★ **Resource Book:** with photocopiable activities to consolidate the language learned in the Student's Book and provide extensive writing and speaking practise, and one activity focusing on cultural awareness per unit.
- ★ **Posters:** which allow teachers to practise the vocabulary in a different context from those seen in the Student's Book.
- ★ **Class CD:** which contains the recordings of the Student's Book listening activities.
- ★ **Test CD:** contains unit and level tests to assess student's progress.



- ★ **Student's Book:** consists of nine units and a Pairwork section with communicative free-practise activities. It fosters language skills development including subskills as pronunciation. Magazine pages and 21<sup>st</sup> Century Learning Skills to foster learner autonomy.
- ★ **Practice Book:** has nine units parallel to the Student's Book content. It provides further practise of grammar and vocabulary, featuring error-correction activities and reading and writing skills.
- ★ **CD-ROM:** contains interactive self-study activities in grammar, vocabulary, reading, listening and pronunciation.
- ★ **Reference Guide:** features illustrated vocabulary sections, further grammar explanation and exercises, jokes, cartoons and riddles.





# Across the bridge and over the wall


Describe a route

Give directions

## Vocabulary: natural and man-made features

a Which item is not on the screen?

castle wall bridge tunnel hill rope  
 arch waterfall river path tree ladder  
 treasure lake rock woods



## Listening

- a 1.16 Listen to Michelle and her friend Jamie. Where's the treasure?
- b 1.16 Listen again. Mark the route on the screen.
- c What is your favorite game? What do you have to do?

## Grammar: Climb up the rope.


a Complete Jamie's description.

onto across down along up  
 through off into over past



First go \_\_\_\_\_ the bridge and \_\_\_\_\_ the tunnel.  
 Then walk \_\_\_\_\_ the arch and jump \_\_\_\_\_ the rock. After that go \_\_\_\_\_ the hill and climb \_\_\_\_\_ the waterfall.  
 Next climb \_\_\_\_\_ the rope and stand on top of the tree. Jump \_\_\_\_\_ the tree and \_\_\_\_\_ the other side of the lake. Then walk \_\_\_\_\_ the path and \_\_\_\_\_ the woods. Finally climb \_\_\_\_\_ the ladder, \_\_\_\_\_ the river and go \_\_\_\_\_ the castle.

b Write a description of what you have to do in this video game.



## Reading

- a Read the directions to a party. What form of transportation are you on if you see the things in the photos?

To: rachel@awesome.com, fredcho@richmond.com...

From: maggie123@awesome.com

Subject: party directions!

Dear friends,

I hope you can come to my party. It's at my house, 4 James Street. Here's how to get to there from school.

**On foot:** Turn right and then walk across the bridge and through the park. Walk along the river and cross South Street. Walk up South Street 20 meters or so until you get to James Street. My house is the second on the left.

**By bike:** Turn left and ride to the park. Ride around the park and along the river until you get to South Street. Turn left on South Street and then turn right onto James Street.

**By bus:** Take the number 24 bus from outside the school. Get off at the grocery store on South Street. Walk a couple more blocks and turn left onto James Street.

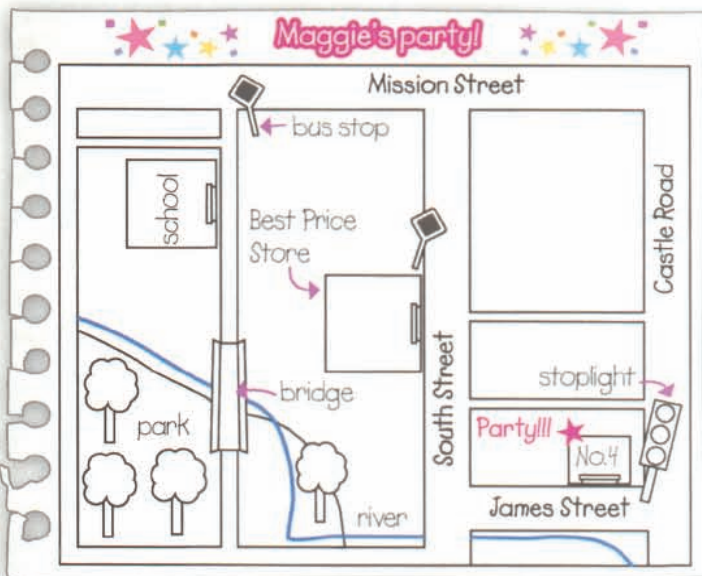
**By car:** Go along Mission Street, past South Street and turn right onto Castle Road. Keep going until you get to the stoplight. Turn right at the stoplight onto James Street.

See you there!

Maggie



- b Read again and mark the routes on the map in different colors.



- c Write two sets of directions from school to your house using different forms of transportation.

## 5 Pronunciation: the letter u

- a 1.17 Listen. Does the *u* sound like *boot* or *but*? Write /u/ (boot) or /ʌ/ (but).

- Go through ( ) the tunnel ( ).
- Hey dude! ( ) What's up? ( )
- My birthday is in June. ( )
- The dog needs to go for a run. ( )
- That was fun! ( )
- Listen to this tune. ( )

- b Practice saying the sentences.

## 6 Speaking

Student A: turn to page 112.  
Student B: turn to page 119.



The last Emperor of China was P'u-i. He was born on February 7, 1906, and became emperor before he was three years old. He lived in the Forbidden City in Beijing, which was inhabited by only the imperial family and servants. It had gardens, temples, palaces and more than 800 buildings. P'u-i didn't meet another child until he was seven when his brother and sister visited him. When P'u-i went out in the Forbidden City, servants followed him with food, medicine and clothes. He did not have specific meal times. When he wanted to eat, he commanded, "Bring the food!" and his servants were ready with twenty-five different dishes. P'u-i also had an unusual education. He studied classics, history and poetry, but didn't learn math, geography or science. He lost his title in 1924, and became known as Mr. P'u-i.

### Reading

- Read the article about P'u-i, the last Emperor of China. Underline four unusual things about his childhood.
- Read again and complete the facts about the Forbidden City.



- Location: \_\_\_\_\_
- Inhabitants: \_\_\_\_\_
- Features: \_\_\_\_\_

- Do you think it was fun to be the emperor? Why or why not?

### Everyday English: apologies and promises

- 1.26 Listen to the audio and match the apologies with the promises. Then listen and check.

  - I'm really sorry but I didn't have time to do the homework. \_\_\_
  - Sorry, Mom. I got ketchup on the sofa! \_\_\_
  - Um, I'm afraid I lost the CD you lent me. \_\_\_
  - I feel terrible. I forgot to get you a Valentine's card. \_\_\_
  - I'll clean it right away.
  - I promise I'll do it for tomorrow.
  - I'll take you out for a meal instead.
  - I'm very sorry. I'll buy you a new one.
- Who are the speakers and who are they speaking to?

### Pronunciation: saying sorry

- 1.26 Listen again to the intonation on the apologies and promises in 5. Practice saying the sentences in the same way.
- Work in pairs. Write apologies and promises for the situations.



- You lost your friend's cell phone.
- You damaged your dad's favorite DVD.
- You borrowed your friend's bike and someone stole it.
- You didn't finish your science project.

- Invent a situation. Give it to another pair to write an apology and promise.



## 1 Noting key words and concepts while listening

a You are going to listen to an immigrant's story and take notes. Which is good advice? Which is not? Mark ✓ or X.

1. Try to write every word you hear. \_\_\_
2. Write only the important words. \_\_\_
3. Write in full words and sentences. \_\_\_
4. Use abbreviations and numbers. \_\_\_
5. Be careful with spelling and punctuation. \_\_\_
6. Don't worry about spelling and punctuation. \_\_\_



b Listen and write notes under the headings.

Personal information (name, age, from, etc.)	How long in NY	Two problems	Free time

c Work in pairs. Compare your notes. Then use your notes to write a short paragraph about Cristina.

## 2 Using abbreviations and capital letters

a Read the chat session and find abbreviations for the phrases.

1. I have to go now. \_\_\_\_\_
2. because \_\_\_\_\_
3. brother \_\_\_\_\_
4. I'm rolling on the floor laughing. \_\_\_\_\_
5. your \_\_\_\_\_
6. I don't know. \_\_\_\_\_
7. Do you want to...? \_\_\_\_\_
8. I'm going to \_\_\_\_\_

b Why does Freckles22 use capital letters?

c Write this conversation as an IM session.

SnowGirl: What are you going to do today after school?

Freckles22: I don't know. What about you?

SnowGirl: I'm going to see a movie at Jake's house. Do you want to come?

Freckles22: Cool, yes.

SnowGirl: OK. I'll call you later then. I have to go, because I have math class now.

Freckles22: OK. See you later.

